



# Commanding Leader

## Calendar of Events

### \* Designates CVC Event

#### April 27th, 2024

Saturday @ 9am-3pm

Devin Samuels Annual Truck and Car Show  
Colonial Downs and Rosie's Emporium  
10515 Colonial Downs Parkway  
New Kent, VA 23124

This is the 3rd Annual Show that supports local 1st responders and focuses on promoting Seat Belt Awareness. Admission \$5.00 to spectators, under 16 years old free.

Registration for show: \$25

INFO: Wayne Samuels (804) 980-1294

EMAIL: [wayne.samuels@mastec.com](mailto:wayne.samuels@mastec.com)

#### May 11th, 2024

Saturday @ 8am-3pm

13th Annual Old School Street Cruisers Car, Truck & Bike Show

Luck Chevrolet

516 S Washington Hwy  
Ashland, VA 23005

Registration is from 8-12. Spectators free. Registration ends promptly at NOON. Judging will begin at 12:30 p.m. sharp. This is one of the premiere shows in the Richmond area.

Registration: \$20 day of show

INFO: Carl Johnson (804)920-8875

#### May 25th, 2024

Saturday @ 10am-4pm

Powhatan Cruisers Annual Car Show  
Powhatan County Fairgrounds  
4042 Anderson Highway  
Powhatan, VA 23139

\$5 general admission, kids under age 13 free of charge.

Proceeds will go to cancer foundations.

Registration: \$25 day of show

INFO: Hank Johnson (804) 839-9646

#### June 1st, 2024

Saturday @ 9am-2:30pm

Mt. Olivet Baptist Church Brotherhood Ministry 18th Annual Car Show  
17520 Jefferson Hwy  
Montpelier, VA 23192

This is the best show in the area! Great food! Great fun!!

Gospel Music!!! Horseback Riding!!! This year the

awards are Top 20 Classic, Great 8 Modern, Motorcycle, Truck Class, Specialty Class, Peoples Choice, Best GM, Best Mopar, Best Ford, Best Import, Best Abandoned Brand, Best Custom, Best Street Rod, Best Engine, Best

Paint, Car Club Participation and Best in Show!

Registration: \$20.00 day of show

INFO: Greg Wyatt, (804) 752-2312

WEBSITE: [mtolivetbaptchurch.org](http://mtolivetbaptchurch.org)

CAR CLUB COUNCIL OF CENTRAL VIRGINIA

For more events in Central Virginia,  
go to the Car Club Council of Central Virginia  
website:

<http://carclubcouncil.com/>

## CVC/SDC Meet ~ January 13th, 2024



(L-R) Jim Jett's 1963 GT Hawk R-1, Tom Covington's 1964 Avanti R-1, Lee Harrison's 1962 Daytona, Chris Mendl's 2019 Corvette

The Central Virginia Chapter SDC had the first meet of 2024 on Saturday, January 13th, at the Southern Diner located on Hull Street Road and Courthouse Road in North Chesterfield, Virginia.

The weather was nice for a January day and the turnout was good. We had three Studebakers at the meet which did draw some attention in the parking lot.

No business was on the agenda, just good food and conversation.



(L-R) Mike Welch, Chris Mendl, Lee Harrison, Becky Harrison, George Fields, Linwood Crawford, Betty Crawford, George Marshall, Tom Covington, Gary Hurn, Sandra Covington



## CVC/SDC Meet ~ March 10th, 2024

The Central Virginia Chapter SDC held the Chapter's Annual Meeting on March 10th, 2024, at the Kitchen 33 Restaurant in Glen Allen, Virginia. This meeting was originally scheduled for March 9th, but was postponed due to uncooperative weather. The weather was much improved when we met, with the sun shining and warmer temperature.

We only had one member's Studebaker on display, Jeanette Smith and Jim Jett's 1963 Gran Turismo Hawk R-1.

Attending sans Studebaker were Linwood and Betty Crawford, George Marshall, Chris Mendl and Mike Welch.

When we met at this location in November of 2023, the Corvair Club was also there. By coincidence, they were there again.

After lunch, the business meeting was held with the members in attendance. The election of President, Vice-President and Treasurer was called. It was the decision that current office holders would continue in their positions for 2024.

With Chapter business complete, the meeting was adjourned.



*Jim Jett's 1963 GT Hawk R-1*



*Linwood & Betty Crawford's 2005 Ford Mustang*



*(L-R) Mike Welch, Chris Mendl, George Marshall, Linwood & Betty Crawford, Jeanette Smith*



*Chris Mendl's 2019 Corvette*

## Photos and articles for Newsletter and Website

Do you have any photos of events you attended? Is there an upcoming event you would like to promote? Do you have any interesting information you would like to share?

If so, send them to the editor at [jsjett@centralvirginiachapter.org](mailto:jsjett@centralvirginiachapter.org)



*1966 Corvair at Kitchen 33*

## Next Meet

May 18th, 2024  
Saturday @ 2:00pm

## Frisby's Restaurant

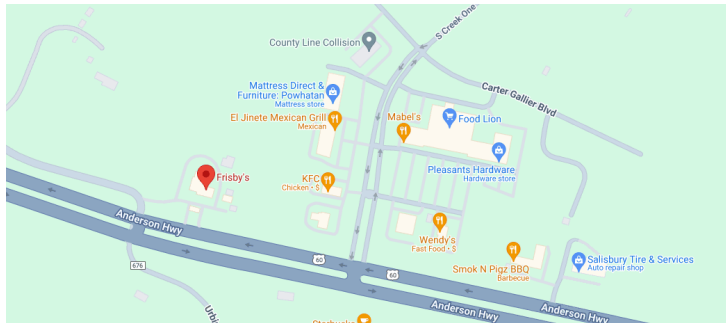
2150 Anderson Hwy  
Powhatan, VA 23139  
(804) 794-7553



CVC will be trying a new place for our May meet, Frisby's Restaurant in Powhatan, Virginia.

See you there.

To view Frisby's menu, click [HERE](#).



For personal driving directions, click [HERE](#).

\*\*\*

## Photos and articles for Newsletter and Website

Do you have any photos of events you attended? Is there an upcoming event you would like to promote? Do you have any interesting information you would like to share?

If so, send them to the editor at [jsjett@centralvirginiachapter.org](mailto:jsjett@centralvirginiachapter.org)



SATURDAY MAY 11, 2024 10 am - 3PM  
(Rain Date Sunday May 12 same times)

PAMPLIN HISTORICAL PARK'S HART FARM  
6955 DUNCAN ROAD  
PETERSBURG, VIRGINIA 23803

Link to directions: [Directions Map](#)

Pre-registration \$15 by May 3 - **Registration Form Attached**  
Day of show registration \$20  
Registration 8 AM - 11 AM, Balloting 11 AM - 2PM, Awards at 2:30 PM

Building with restrooms on site  
Contact Colin Romanick, Show Chairman, (804) 861-2408  
This is going to be a really great event!

## Lions Club Car & Truck Show Celebrating Amelia County



May 11, 2024

Registration: 8:00 a.m. to 12:00 noon  
(Must be registered by Noon for judging)

Old Wells Fargo Parking Lot  
Amelia Courthouse Square

Show Open to Any Year Make and Model

Trophies for Top 20 Vehicles  
(Judging by Participants; no individual vehicle classes; plus Lions' Choice and People's Choice Award)  
Trophies awarded at 2:30 p.m.



Entry Fee: \$20.00 in advance, \$25 at the gate

Registration Form Attached  
For More Information Contact:  
Lee Harrison @ 804-561-0495



# 30th Annual Car Show



*Parts & Cars Swap Meet*

*Hosted by NNRAACA*

**Saturday, May 18, 2024, 8:00 AM - 3:00 PM** *Rain date May 19*

*Stan's Skateland  
Rt 3  
Montross, VA*

**All Cars, Trucks, types,  
Models, and Years**

Click [HERE](#) for show flyer

## Welcome to the 67th Annual Historic Fredericksburg Region AACA Antique Automobile Meet and Tour

Historic Fredericksburg Region,  
Antique Automobile Club of America

**67th Annual**

**Antique Automobile Meet**

**1 June 2024**

Fredericksburg Agricultural Fair  
Fredericksburg, VA



1957 Ford Thunderbird, J. Gordon and Connie Brown

**Registration Form Attached**

# Richmond Collector Car Show and Swap Meet



Show: Saturday, June 8, 2024  
8:00AM - 3:00PM  
St. Joseph's Villa - Richmond, VA  
**Show will go on rain or shine!**



**Featuring  
Fabulous Fins!**  
*Also Showcasing Micro Cars!*

You are invited to attend the 55th Annual Richmond Collector Car Show and Swap Meet at St. Joseph's Villa on Saturday, June 8, 2024. This event is hosted by the Richmond Region of the Antique Automobile Club of America, and we welcome all car enthusiasts!

Last year, the show was a sellout with 500 vehicles and 60 swap meet vendors in attendance. Register now to be part of this year's show before it's too late. Registration for judged show-cars ends June 1st or when the show field is full.

If you are interested in registering a vehicle for judging, a vendor space, a car for sale, or a cruise-in reservation, please use the following link:

[REGISTER](#)

If you are interested in purchasing General Admission tickets, please use this link:

[BUY TICKET](#)



# ANNOUNCING THE 60<sup>TH</sup> ANNUAL STUDEBAKER DRIVERS CLUB INTERNATIONAL MEET Dubuque County Fairgrounds, Dubuque Iowa June 25-29, 2024

Join us to celebrate our Diamond Jubilee, the SDC's 60<sup>th</sup> Studebaker Drivers Club International Meet! All activities are at the Dubuque County Fairgrounds in newly remodeled, climate-controlled buildings or under the many shaded areas.

Iowa's hospitality guarantees you can gather with friends for an enjoyable visit to where Iowa started. We think you should come early and enjoy an extra day where limestone bluffs meet the Mississippi River. You can ride the world's shortest, steepest railway and enjoy stunning views from the top. Dubuque is where you'll discover two Smithsonian-affiliated museums and over 50 murals that have earned national acclaim. Dubuque, Iowa, is where you will visit but want to stay.

Vehicles judged or displayed.

One-of-a-kind live concert, and evening entertainment

Food stands open breakfast to close, delivering directly to your swap meet booth.

Watches and Toy Judging and Display

**60TH INTERNATIONAL MEET**  
**DIAMOND JUBILEE**

**Studebaker Drivers Club**  
**1964 - 2024**

**JUNE 25-29, 2024**  
**DUBUQUE, IOWA**

Ladies Luncheon and scenic river valley driving tours.


Indoor and outdoor swap meet and car corral.

Meet with friends for a scenic drive or toss a ball at the Fields of Dreams movie site.

WIFI and ATM bank machines on the Grounds

Click [HERE](#) to go to meet website



HAGERTY.  | Media Automotive History

## It Ain't Easy to Hawk a One-Off Rumble-Seat Studebaker

By: Stefan Lombard

Published: 11 March 2024

<https://www.hagerty.com/media/automotive-history/it-aint-easy-to-hawk-a-one-off-rumble-seat-studebaker/>


Back in late 1960, if you were to walk into the nearest Studebaker dealer to spec your new Hawk, you could have ticked the boxes next to things like air conditioning, fully reclining front seats, tinted glass, seat belts front and rear, a tissue dispenser, a push-button transistor radio, a Skytop sunroof, and much, much more. Nowhere in that “much, much more,” however, would you find a rumble seat.

Studebaker never offered such potentially lethal accommodations from the factory—especially not in a car that already had a rear seat—but Frank Hilker, an enterprising dealer in Chicago Heights, Illinois, certainly gave it a go. He reportedly sent a pair of Hawks and a pair of Larks south to the nearby town of Bradley, where brothers Len and Corky Cooley customized them with the unique feature.

It seems that Hilker hoped the custom Studes would help drive traffic to his shop on Halsted Avenue, and that perhaps Studebaker might consider a factory conversion. It's not clear if the increased traffic actually drove sales, but it is clear that the factory never considered taking up the endeavor.

(continued next page)

### **Commanding Leader**

Quarterly publication of the  
Central Virginia Chapter  
Studebaker Drivers Club

Richmond, Virginia

Jim Jett, Editor

[jsjett@centralvirginiachapter.org](mailto:jsjett@centralvirginiachapter.org)

### **Officers:**

Jim Jett, President

Lee Harrison, Vice President

George Marshall, Treasurer

## It Ain't Easy to Hawk a One-Off Rumble-Seat Studebaker

~ continued

If you're the type who wonders "Where are they now?" well, here's one. This '61 Hawk is currently listed for sale on Facebook Marketplace for either \$35,000 or \$50,000, depending on which part of the ad you're inclined to believe. But it's certainly not a new listing, as previous attempts by the Michigan seller to offload it on Facebook go back to at least July 2022, when Antique Automobile Club of America (AACA) forum members first flagged it for discussion. (Credit for bringing it back to our attention goes to barnfinds.com.) Back then it had a \$40,000 price tag, but the text of the ad is otherwise unchanged:



"1961 Studebaker Hawk, one of a kind. Has built in rumble seat. 2 were made, this is the only one left. Excellent shape. 63,000 original miles. Interior great condition. Very clean car. Engine 289 CU / 259 HP 4 barrel Auto trans. All chrome and badges are excellent with zero rust on body. Reason for selling, can't drive anymore."


In the limited number of photos, the car does appear to be in

pretty good (not excellent) shape, though the bloom has definitely fallen off the restoration, which was done in the 1970s, when the car was painted in its present Flamingo colorway. These days, a "regular" Studebaker Hawk in #1 (Concours) condition will run you close to fifty grand. It's hard to price one-offs, especially when there's no factory connection, but given this car's failure to sell for so long, it's hard not to think the asking price is ambitious. Facebook probably isn't the right venue for this one, either.

A goofy framed scroll accompanying the listing states that "this particular car is the sole surviving Rumble seat equipped Hawk. The other car was destroyed in an accident several years ago." We can only hope no one was in that ejector rumble seat at the time.

\*\*\*

## Interesting Studebaker Muscle Car Facts



Source: <https://www.musclediy.com/muscle-car-tech-tips/interesting-studebaker-muscle-car-facts/>

Fact 958: The thought of watching the Avanti wither on the vine was unacceptable to former Studebaker dealer Nate Altman. With business partner Leo Newman, Altman purchased six dormant buildings within the massive South Bend complex and restarted Avanti production as the Avantill in 1965. The only major change was the use of Chevy small-block engines and GM-sourced transmissions. Otherwise, the car remained true to Loewy's intent and stands as a very rare example of the successful revival of an ailing marque by passionate investors.

\*\*\*

## CVC/SDC apparel available

Items displaying the Club logo are available to club members. The Polo Shirts are available in white, navy or black in men's and women's styles. T-shirts are available in white or black in men's and women's styles.

CVC/SDC apparel and other items can be ordered and paid for on the Club website, go to:

<http://centralvirginiachapter.org/MemberStore.html>





## Studebaker Tech Tip



# Miles 'n' Smiles

**Studebaker Drivers Club  
San Joaquin Valley Chapter**

[www.sdcsanjoaquinvalleychapter.com](http://www.sdcsanjoaquinvalleychapter.com)

## Converting your Car to 12 Volts But Still Want to Use Your Original 6-volt Gauges?

By Jim & Karen McKeever,  
San Joaquin Valley Chapter, SDC

Daniel Carpenter Mustang Restoration Parts sells an aftermarket Ford instrument panel gauge voltage regulator that is used from 1956 up through the 1980s. It's the one I use because it's electronic, it's economical, and it's easy to find.

(Whenever you work with electricity ALWAYS unhook your battery for safety, negative cable first, then positive cable.)

Look on your ignition lock cylinder (ignition switch) for the accessory terminal (usually marked with A or ACC, the other terminals say BAT, IGN, and ST). It will probably have the most wires on it.

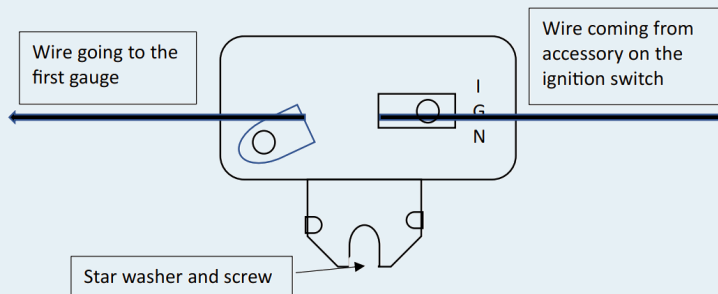
Find the wire that runs from the accessory terminal to the back of the gauges on the gauge cluster. In most Studebakers these will usually be the gas and temperature gauges.

You will be splicing the wire between the accessory terminal and the first gauge, so locate a spot under the dash to mount the regulator that will allow the splicing to reach but is out of sight.

If there isn't a convenient hole where you want to place it, safely drill a hole (being careful not to nick wire bundles, radios, glove boxes, etc. that might be unique to your vehicle) and mount the regulator using a star washer and screw. This will ground it.

Then attach the ignition switch side of the splice to the quarter inch male disconnect end, (the Daniel Carpenter voltage regulator has IGN printed alongside the male disconnect end) and the gauges side of the splice to the

quarter inch female disconnect end, using the appropriate techniques for attaching the corresponding disconnects to your spliced wires. These will be the blue ones for 14-16 gauge. It is wise to test your connection with a voltmeter before starting your car.




The amp gauge in your vehicle stands alone, it is not connected to the other gauges. It does not need a reducer, as it doesn't use voltage.

If you have a vehicle that was a 6-volt positive ground, you will need to reverse the two big wires on your amp gauge to make it read correctly. To check to see if it's wired correctly, with the engine off, turn on your headlights. The amp gauge should show a negative charge (or discharge). If not, you still need to reverse the 2 big wires. Remember to unhook the battery for safety when reversing the wires.

For those who don't want to put another car company's part into your car, no worries. You can also use a Zener diode set up. If you are interested in making a Zener diode set up, let me know. However, this voltage regulator is a lot cleaner, simpler, and very dependable.

***(Information in these tech tips is based on the writer's own research, experiences, and viewpoints. The information, and links to other websites, is to be viewed and/or used at your own risk. The writer makes no guarantees regarding the outcome of the use of the material, products, or resources in this article and is not responsible for any loss or damage incurred. Adjustments or modifications may be needed for your specific vehicle. Remember to use all standard safety equipment and precautions.)***





## Studebaker Tech Tip



### Electrical Gremlins

*By Jim Ray Chartrand, Editor, North Texas Wheel  
North Texas Chapter SDC*

Automotive glass fuses are what most of us are used to dealing with. They provide a visual indication of whether the fuse is good or bad. But what if the fuse on the left that looks good is bad?




I had a random occurrence on my early 80's motorcycle where it would suddenly quit running then resume with a loud backfire. The problem living in Texas is that everyone took it for gunfire and took cover.



The issue was the glass fuse supplying power to the ignition was fractured inside the metal base so it wasn't visible. I suppose that tension of the fuse in the fuse holder made the continuity but a bump or jolt would momentarily lessen that bond and no ignition and no run. I also ran into another incident with the same bike where after replacing all the fuses, I found that the fuse holders had lost some of their tension & could also cause an intermittent failure. I tried to squeeze them tighter but ended up breaking several. My solution was to replace them with modern blade type fuses. They are readily available & easy to spot if a failure occurs.

Having had that issue with the bike, I decided to avert the same problem in my GT Hawk. I bought a 10 circuit fuse panel where an LED beside each fuse is off until the fuse fails in which case it lights to indicate a failure. I wired the supply to this panel from the power on side of the ignition switch. I then took most of the accessories such as electric fuel pump, radio etc. and wired them into this panel. Literally every fused wire could be fed to a separate fuse on this panel. It's compact, inexpensive (CASO) & easy to install.



Fuse panel purchased from Summit Racing.

## Studebaker Tech Tip



### Which Radiator Works Best

Source: [https://fifthaveinternetgarage.com/tech\\_tips\\_which\\_rad\\_is.php](https://fifthaveinternetgarage.com/tech_tips_which_rad_is.php)

#### The Basics

The boiling point of water is 212 degrees Fahrenheit at sea level. The higher you are above sea level, the lower the boiling point of water, and the sooner water will boil.

Engine cooling systems are pressurized to raise the boiling point of water. For every pound of pressure in the cooling system, the boiling point of the water will raise 3 degrees.

Atmospheric pressure along with outside temperature and humidity also affect the boiling point of water. Water boils when the atmospheric pressure and vapor pressure become equal.

#### Radiator Construction

The heat transfer ability of metals (the ability of the metal to transfer heat through itself) helps to determine the efficiency of a radiator. On a scale of one to 100, silver is highest in efficiency with a rating in the upper 90's. Copper is also in the upper 90's. Brass (which is an alloy) has a rating in the upper 40's as does aluminum. Lead which is often used to bond brass and copper together has rating in the 20's.

When comparing copper radiators to aluminum radiators, remember that copper transfers heat through itself better than aluminum, so copper is better at moving the heat away from the tubes inside of the radiator. Radiators that are made of copper and brass are generally more efficient than the same size aluminum radiator.

Aluminum radiators are better at transferring heat out of the liquid coolant. Comparing the two types of radiators with the same dimensions; aluminum radiators have the advantage of being physically lighter in weight. With increased airflow an aluminum radiator can be made to be as efficient as a copper radiator. Keep in mind...you must have the airflow to make aluminum radiators work!

There must always be a drop in air pressure between the front side of the radiator and the engine side of the radiator. It is this pressure drop that helps draw the air through the radiator. High pressure on the engine side of the radiator can greatly reduce... even stop completely, the flow of air through the radiator.

#### Summary

Plain water is the best dispersant of heat there is. Radiator Water is also one of the most destructive liquids you can put into the cooling system. Most all of the problems associated with cooling systems (corrosion, electrolysis, rust, etc.) are related to water.




Corrosion reduces the efficiency of the cooling system by reducing the volume of coolant within the system and by restricting the flow of the coolant itself. Antifreeze is added to the cooling system to prevent the freezing of the water in winter and carries the additives necessary to correct the pH of the water which helps to prevent corrosion and electrolysis. The antifreeze itself provides no cooling benefit.

The faster you drive, the more air that flows through a radiator is Not true. No matter how fast you drive, the pressure against the front of the radiator is equal to about 40 percent of vehicle speed.

What happens to airflow after it gets through the radiator is just as important as the amount of air that flows through the radiator in the first place!

In most all applications...a thinner radiator works best and will cool better than a thick core radiator because of the increased airflow available through the thin radiator.





## Classified Ads

Approved Classified Ads are free to all CVC/SDC members and available to non-members for \$5 per ad. Ads will be on the website for 90 days and in one newsletter unless renewed.

### For Sale:


ONE (1) New air filter for 289 R-2 V8, \$17.25.



TWO (2) Rebuilt 12-volt generators, \$125.00 each.



ONE (1) Rebuilt Stromberg Model WW 2 barrel carburetor, \$300.00



Contact Jim Jett, (804) 920-2129

EMAIL: [jsjett@va.freei.net](mailto:jsjett@va.freei.net)

## Membership

You don't have to own a Studebaker to be a member of the Club. If you do, or are just interested in Studebaker automobiles, we would love to have you as a member. You can join and pay membership dues online or print and mail the membership application. Membership in the Studebaker Drivers Club is required to join the Central Virginia Chapter.

Link to join CVC/SDC:

<http://centralvirginiachapter.org/JoinCVC.html>

Link to join the Studebaker Drivers Club:

<http://www.studebakerdriversclub.com/join.asp>

## 1953-54 Studebaker Front & Rear bumpers.

Front & rear bumpers for 1953-54 Studebaker. Chrome in good condition.

Asking \$100.

Herman Gantt: phone (804) 798-0444





# Central Virginia Chapter Studebaker Driver Club, Inc.



---

## MEMBERSHIP APPLICATION

NAME: \_\_\_\_\_

SPOUSE/PARTNER: \_\_\_\_\_

ADDRESS: \_\_\_\_\_

\_\_\_\_\_

CITY: \_\_\_\_\_ ST: \_\_\_\_\_ ZIP: \_\_\_\_\_

TELEPHONE: ( ) \_\_\_\_\_ - \_\_\_\_\_ EMAIL: \_\_\_\_\_

Membership number in Studebaker Driver's Club, Inc. \_\_\_\_\_. (Found on your membership card).  
This is a requirement for local membership.

Annual dues are \$15.00 per person/couple (Both husband and wife are voting members)  
Checks should be made payable to **"Central Virginia Chapter SDC"**

*Please list the model, year and series name of any Studebaker vehicles you own. (Ownership of a Studebaker is not a requirement for membership)*

1) \_\_\_\_\_

2) \_\_\_\_\_

3) \_\_\_\_\_

Please mail with dues to:

George Marshall  
Treasurer CVC/SDC  
12302 Bailey Oak Pl  
Midlothian, VA 23112-6895



---

# BREAKTHROUGH CAR SHOW REGISTRATION

Make checks payable to Pamplin Historical Park and mail to: **Pre-register by May 3**

Pamplin Historical Park Attn. Colin Romanick

6125 Boydton Plank Road, Petersburg, VA 23803

Complete and mail:

**Only \$15**

**Day of Show \$20**

Name \_\_\_\_\_

Address \_\_\_\_\_

City/State/Zip \_\_\_\_\_

Phone \_\_\_\_\_

Email \_\_\_\_\_

Club \_\_\_\_\_

Vehicle Year Make Model \_\_\_\_\_

Check your class and circle/check Stock or Modified

**CARS**

- 1900-1948
- 1949-1959
- 1960-1969
- 1970-1979
- 1980-1997
- 1998-PRESENT

**TRUCKS**

- 1900-1959
- 1960-1969
- 1970-1979
- 1980-1997
- 1998-PRESENT

**IMPORTS**

- 1900-1959
- 1960-1969
- 1970-1979
- 1980-1997
- 1998-PRESENT

**COMMERCIAL, FIRE,  
POLICE, MILITARY**

**RAT ROD**

- |   |   |
|---|---|
| <input type="radio"/> All years one class | <input type="radio"/> All years one class |
|---|---|
- Stock = may have different stereo, wheels, tires, air cleaner & exhaust system.**
  - Modified = more modifications than stock class**

Classes may be deleted or additional classes added by the event organizers depending on the number and kind of entries. All judging decisions are final. Fire extinguishers are recommended.

By signing below I/we hereby release Pamplin Historical Park, or any/all organizers, sponsors and volunteers for the Breakthrough Car Show from any and all liability associated with the show.

Signature Car Owner/Participant

---

**Lions Club Antique Car & Truck Show  
At Amelia Day Festival**

May 11, 2024

**Registration from 8:00 a.m. to 12:00 noon**  
(must be registered by noon to be judged)  
**\$20 in advance/\$25 at the gate**

**Registration Form**

Please Print All Information

Name: \_\_\_\_\_

Phone: (        ) \_\_\_\_\_

Address: \_\_\_\_\_

City: \_\_\_\_\_ State: \_\_\_\_\_ Zip: \_\_\_\_\_

E-mail Address: \_\_\_\_\_

Club Name, if applicable: \_\_\_\_\_

Vehicle Make: \_\_\_\_\_ Model \_\_\_\_\_ Year \_\_\_\_\_

In consideration of the Acceptance of the right to participate, entrants, participants and spectators, by signing this entry form release and discharge the Amelia Lions Club officers and members, the property owner where the show is held, their officers and staff and employees or anyone else that is connected to the Amelia Lions Club car show from any and all known or unknown damages, injuries, losses, judgments and or claims from any cause whatsoever.

\_\_\_\_\_  
Signature

\_\_\_\_\_  
Date

(If registrant is under the age of 18, Guardian must sign *and* print name and provide name, address and phone number)

**Make checks payable to** Amelia Lions Club and mail with registration form to Lee Harrison at Post Office Box 169 Amelia, Virginia, 23002.





Historic Fredericksburg Region  
Antique Automobile Club of America



67<sup>th</sup> Annual Antique Automobile Meet

Date

First Name  Last Name

Address  City  State  Zip Code

Cell Phone:  Email:

Fee Structure: Registration for Judged Show Field (AACA Compliant Entries Only) \$25.00

Not Judged: Late/Same Day Registration, Special Display Area 10.00

	Year	Make	Model	Body Style	Class	Judged		Fee
						Y	N	
Entry 1	<input type="text"/>	<input type="text"/>	<input type="text"/>	<input type="text"/>	<input type="text"/>	<input type="checkbox"/>	<input type="checkbox"/>	<input type="text"/>
Entry 2	<input type="text"/>	<input type="text"/>	<input type="text"/>	<input type="text"/>	<input type="text"/>	<input type="checkbox"/>	<input type="checkbox"/>	<input type="text"/>
Entry 3	<input type="text"/>	<input type="text"/>	<input type="text"/>	<input type="text"/>	<input type="text"/>	<input type="checkbox"/>	<input type="checkbox"/>	<input type="text"/>
Entry 4	<input type="text"/>	<input type="text"/>	<input type="text"/>	<input type="text"/>	<input type="text"/>	<input type="checkbox"/>	<input type="checkbox"/>	<input type="text"/>

Are You an AACA Member? Y  N  If So, What Region?  Total

Do You Wish to Judge Y  N  Member #

Do You Plan On Going On The 2 June Tour? Y  N

Do You Plan On Participating in the Fashion Show. Y  N  If So, Please Contact Vintage Fashion Show Coordinator, Mayo Carter Email: [morehighheels@aol.com](mailto:morehighheels@aol.com) NLT 24 May 2024

Class Judging is for AACA Compliant Vehicles Only. Registration Deadline for class judging is 24 May 2024. Late/Same Day Registrations and Non AACA Compliant entries will not be judged and will be parked in a Special Display Only Section. All AACA SHOW VEHICLES MUST HAVE A FULLY CHARGED U/L APPROVED FIRE EXTINGUISHER ON HAND. Show address is: Fredericksburg Agricultural Fair, 2400 Airport Ave, Fredericksburg, VA 22401

The Historic Fredericksburg Region AACA, Antique Automobile Club of America, Fredericksburg Agricultural Fair Inc, City of Fredericksburg VA, or their sponsors, directors, officers, employees, volunteers, and agents will not be liable for any injury or damage before, during or after the Meet 31 May to 2 June 2024. I agree to abide by all guidelines as outlined on this form or provided at the show. I further certify I carry the required Liability Insurance on the listed show vehicle(s), my trailer(s) and tow vehicle(s) for the state in which they are registered, and will comply with any Public Health restrictions that may be in effect at the time of the event.

Signature: \_\_\_\_\_ Date: \_\_\_\_\_

For more information: the HFRAACA website ([www.hfraaca.org](http://www.hfraaca.org)) <https://www.facebook.com/groups/www.hfraaca.org> or contact Wally Hunt @540-424-0212 [wallyhunt16@gmail.com](mailto:wallyhunt16@gmail.com), or Rob Govoni @540-359-1863, [govoni@verizon.net](mailto:govoni@verizon.net)

Please Make Checks Payable to HFRAACA, Print This Form and Mail It and the Check to: Michael Sizemore, Registration Chair, 540-834-8120, 10 Cameo Lane, Fredericksburg, VA 22405