



Commanding Leader

Calendar of Events

* Designates CVC Event

July 4th, 2024

Thursday @ 9am-1pm
2nd Annual Car, Bike, & Truck Show
Richmond VA Medical Center
1201 Broad Rock Blvd
Richmond, VA 23249

FREE EVENT – Please come out to support and bring your Old Skool and/or New Skool Cars, Bikes, and Trucks to display for our veteran patients to see and enjoy. There will be several Awards given, Local Vendors, Food Trucks, Music, and much more. There is NO Registration Fee. Location: South Mall Parking Lot Area (Lot 7A – 6A) for all participants.

INFO: (804) 675-5000/ext: 5135

EMAIL: Thessaloniahigg@live.com;

Clarke.Reece@va.gov; Naomi.Dugger@va.gov; or Erik.Jordahl@va.gov

August 17th, 2024

Saturday @ 9am-3pm
J and R's 9th Annual Car Show
Madison County High School
68 Mountaineer Ln
Madison, VA 22727

Show benefit for Madison County Volunteer Fire Co Inc.

All vehicles welcome. Dash Plaques for 1st 100 registrations, 50/50, Door Prizes, Raffles, DJ music all day, Great food vendor, Top 35, Specialty Awards and Best in Show plus a \$200 cash prize to one participant.

Registration: \$15 Day of show

INFO: Richard (540) 222-8294

EMAIL: ra69transam@yahoo.com

WEBSITE: facebook.com/groups/916772161853278

September 7th, 2024

Saturday @ 10am-3pm
17th Annual Car, Truck & Motorcycle Show
Hyles Baptist Church
7220 Courthouse Rd
Chesterfield, VA 23832

Trophies for classes- 1960 & below- 1961 to 1969/1970 to 1999/ 2000-2009/2010 to present

Registration: \$15 by August 31st, \$20 Day of show

This show is already filling up & will reach capacity. Open to the first 130 vehicles only. Registration is available online. All proceeds to benefit Childrens outreach ministry program. Rain Date September 14th.

INFO: James Leavy (804) 839-6084

EMAIL: jamesleavy@msn.com

WEBSITE: www.hbccarshow.com



CAR CLUB COUNCIL OF CENTRAL VIRGINIA

For more events in Central Virginia,
go to the Car Club Council of Central Virginia
website:

<http://carclubcouncil.com/>

CVC/SDC Meet ~ May 18th, 2024

Frisby's Restaurant in Powhatan, Virginia, was the location of the May CVC/SDC meet.

The weather cooperated and the forecasted rain did not fall on our "parade".

Arriving in Studebakers were Becky and Lee Harrison in their 1962 Lark Daytona convertible and Jeanette Smith and Jim Jett in their 1963 Gran Turismo Hawk R-1. Arriving driving Brand X were George Marshall, Betty and Linwood Crawford and Sandra and Tom Covington.

Also attending was Lee's son, Carter Harrison, with his 1963 Lark Wagonaire. Additional pictures of this Studebaker is on the following page.



Lee Harrison's 1962 Lark Daytona



Jim Jett's 1963 Gran Turismo Hawk R-1



Carter Harrison's 1963 Lark Wagonaire



(L-R) George Marshall, Betty Crawford, Lee Harrison, Tom Covington, Carter Harrison, Linwood Crawford

CVC/SDC Meet ~ May 18th, 2024

Below are additional pictures of Carter Harrison's 1963 Studebaker Lark Wagonaire.



Photos and articles for Newsletter and Website

Do you have any photos of events you attended? Is there an upcoming event you would like to promote? Do you have any interesting information you would like to share?

If so, send them to the editor at
jsjett@centralvirginiachapter.org



Visit our website at www.centralvirginiachapter.org

LOVE THAT **LARK** BY STUDEBAKER

Next Meet

July 13th, 2024
Saturday @ 2:00pm

Marty's Grill

9357 Atlee Road
Mechanicsville, VA 23116
(804) 559-1323

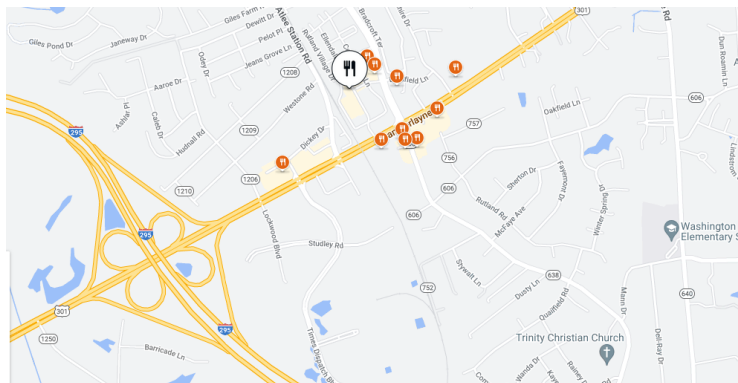


Our May meet will be held at Marty's Grill in Mechanicsville, Virginia. Marty's is located on Atlee Road in the Rutland Commons Shopping Center off Route 301.

See you there.

To view Marty's menu, click [HERE](#).

For personal driving directions, click [HERE](#).



September 14th, 2024
Saturday @ 2:00pm

International Drive your Studebaker Day "End of Summer Picnic"



221 Fairway Dr
Louisa, VA 23093
(804) 920-2129
(441) 991-5000



Jeanette Smith and Jim Jett will host an "International Drive your Studebaker Day End of Summer Picnic" at their home in Louisa, Virginia. If the weather is not cooperative, we will move inside.

Please RSVP by phone or email by September 11th, 2024, if you think you may attend so we can have a head count.

Jim Jett: (804) 920-2129(c)

EMAIL: jsjett@centralvirginiachapter.org

Jeanette Smith: (410) 991-5000(c)


EMAIL: jsrhs1985@yahoo.com

Drive your Studebaker to Louisa and celebrate the day!

For personal driving directions using MapQuest, click [HERE](#).

Interesting Studebaker Muscle Car Facts

Source: <https://www.muscledcardiy.com/muscle-car-tech-tips/interesting-studebaker-muscle-car-facts/>



Fact 960: Pioneering Studebaker speed seekers were surprised to discover that 1955–1956 Cadillac Eldorado dual-quad intake manifolds can be adapted to the 1951–1964 Studebaker V-8 with only a small amount of effort (attachment bolt holes need reaming and hand-cut gaskets are required). It is one of the few happy coincidences in the hot rod world. Going the other way, 1950s hot rodders discovered the sleek 1953 Starliner hardtop was a perfect home for the Cadillac OHV V-8. Hot Rod magazine depicted many Stude-i-lac engine swaps and was directly responsible for spurring the Golden Hawk factory muscle package of 1956.



SDC ATLANTIC

ZONE MEET

July 24 - 27, 2024

CLASSIC AUTO MALL

6180 Morgantown Rd, Morgantown, PA 19543

PA TURNPIKE EXIT 298

(INDOOR Consignment and Private Display Vehicles)

FREE
ENTRY TO
AUTO MALL

FREE
TRAILER
PARKING

7/23 - Tuesday: Noon - 5:00 pm, Swap Meet set up and Display Vehicle move in

7/24 - Wednesday: 8:00 am - Noon, Swap Meet set up and Display Vehicle move in
Noon - 8:00 pm, Swap Meet and Vehicle Display Open
3:00 pm - 8:00 pm, Local Car Cruise-In (all makes) at the Auto Mall
with Food Truck Night

7/25 - Thursday: 8:00 am - 5:00 pm, Swap Meet and Vehicle Display Open
8:00 am - 4:00 pm, Ladies Activity— To be planned
7:00 pm 9:00 pm, Welcome Night Reception

Return Of The
KEYSTONE SWAP MEET

7/26 - Friday: 8:00 am - 5:00 pm, Swap Meet and Vehicle Display Open
10:00 am - 2:00 pm, Outdoor Studebaker Show & Shine
with Peoples Choice Awards
5:30 pm 8:00 pm, Car Cruise to Poole Forge Park for Awards Bar-B-Que
(Pay at event)

INDOOR
SWAP MEET

7/27 - Saturday: 7:00 am - 10:00 am, Farewell Breakfast by Holiday Inn (Pay at event)
8:00 am - Noon Swap Meet Open (no Vendor tear down before Noon)
8:00 am to Noon Local Cars & Coffee at the Auto Mall

HOST HOTEL: [Holiday Inn Morgantown](#) (connected to the Classic Auto Mall)
6170 Morgantown Rd, Morgantown, PA 19543
Room Rate: \$109 + tax (Rate good to July 1, 2024)
Make reservations at: 610-286-3000 (Option "0") use "Studebaker Club" or group code "SBC"
or book online at: [Atlantic Zone Meet](#)

REGISTRATION FORM

General Registration (Required): \$20.00 (includes 1 Studebaker in Show & Shine) \$ _____

Year: _____ Make: _____ Model: _____
(Studebaker, Packard, Avanti II)

Swap Meet Vendor Space: \$20 per 10'x10' Space x Number of Spaces: _____ = \$ _____

Vendor Contact: Bob Sheaffer @ 717-341-3141

Total: \$ _____

Mail To: Shelly Getz, 1238 Kramer Mill Rd, Denver, PA 17517

Checks Payable to "Keystone Region Chapter, Inc."

sgetz@windstream.net or 717-336-0541

For updates go to:
sdckeystoneregion.com

CVC Out~N~About



George Marshall attended the 5th Annual Breakthrough Car Show 29th Anniversary of the Council held on May 11th, 2024 at Hart Farm in Pamplin Park, Petersburg, Virginia. George displayed his excellent 1961 Studebaker Hawk.



Buzz Horne also attended with his 1957 Studebaker Golden Hawk. Buzz took a 1st place award in his class, congratulations Buzz.



Jeanette Smith and Jim Jett entered their 1963 Studebaker Gran Turismo Hawk R-1 in the Mt. Olivet Baptist Church 18th Annual Car Show in Montpelier, Virginia, on June 1st, 2024. They won the "Best Abandoned Brand" award, but we all know that is Studebaker.



Commanding Leader
Quarterly publication of the
Central Virginia Chapter
Studebaker Drivers Club
Richmond, Virginia

Jim Jett, Editor
jsjett@centralvirginiachapter.org

Officers:
Jim Jett, President
Lee Harrison, Vice President
George Marshall, Treasurer

CVC Out~N~About

The Richmond Antique Automobile Club of America held their 55th Annual AACA Richmond Collector Car Show and Swap Meet on June 8, 2024. The show was held on the lawns of historic St. Joseph's Villa in Richmond, Virginia. The show featured "Those Fabulous Fins" of the 50's and 60's.

Representing Studebaker "Fins" were Buzz Horne in his 1957 Studebaker Golden Hawk and George Marshall bringing his 1961 Studebaker Hawk. Also showing his "Fabulous Fins" was Matt Steffen with his 1957 Studebaker Silver Hawk.

Jeanette Smith and Jim Jett were there displaying their 1963 Studebaker Gran Turismo Hawk R-1.



Brian Munsey had his 1964 Studebaker Cruiser in the car coral for sale. Anyone looking for another Studebaker?



CVC Out~N~About

Time Bandits Car Club sponsored a show at the Amelia County Fair on June 23rd, 2024 in Amelia, Virginia. Jeanette Smith and Jim Jett attended showing their 1963 Studebaker Gran Turismo Hawk R-1. The Hawk was awarded Best in Show.



St James Baptist Church in Palmyra, Virginia, held their 9th Annual Car Show on June 29th, 2024. Jim Bradley was there to display his 1978 Avanti. Jeanette Smith and Jim Jett attended the show as spectators.



CVC Flashback

What was going on in CVC world 10 years ago? The group toured the Carriage Collection and Dooley Mansion at Maymont Park in Richmond, Virginia. Below is a flashback to that meet.



The group with the Studebaker Bailey Buggy. (L-R) Joanna Jenkins, Debbie Jett, Julia Jenkins, Jim Jett, Betsy Young, Jordan Jenkins, Jenna Jenkins, Jessica Jett, Patty & Ted Johnson, Preston Young



Studebaker Bailey Buggy.

Click [HERE](#) to view all the pictures of the Carriage Collection and the Dooley mansion.

Studebaker Tech Tip


Miles 'n' Smiles
**Studebaker Drivers Club
San Joaquin Valley Chapter**
www.sdcsanjoaquinvalleychapter.com

Fixing a Common Problem with Grease Zerks

By Jim & Karen McKeever,
San Joaquin Valley Chapter, SDC

Any place on your vehicle that has a moving part, such as steering components, bushings on rear springs, ball joints, u-joints, etc. will eventually need lubricating to keep everything working properly. That's where grease fittings, also known as grease zerks or zerk fittings, and your trusty grease gun come into play.

Most older cars came from the factory with grease fittings already installed. Most replacement parts also come with grease fittings. Some vehicles have plugs that need removing, and grease fittings installed, in order to lubricate the part.

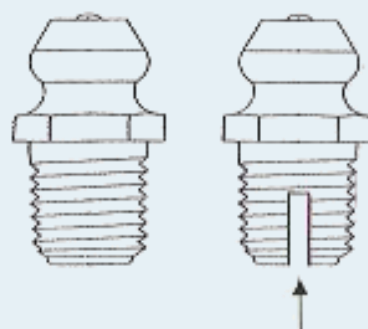
If you have a newly installed grease zerk, or an existing one that does not allow the grease to enter, it could be a faulty fitting but it's probably because, after it's screwed in, the end of the fitting butts up against the part.

In my case, on my hot rod, the zerk bottomed out on my king pin, preventing the grease from entering (Installed by a previous owner.)

To solve this problem, I cut slits through the threaded end about halfway up, with a hack saw. Any small rotary tool, such as a Dremel, or metal hack saw will work.

To solve this problem, I cut slits through the threaded end about halfway up, with a hack saw. Any small rotary tool, such as a Dremel, or metal hack saw will work.

Once you make your cut, check your threads and dress them with a file, if needed. You can choose to leave in your grease fittings or replace with plugs, which is usually done on show cars.



Cut with rotary tool or hacksaw
About halfway in

Liquid Black Stove Polish Keeps Headers Looking Good

Here is an inexpensive way to keep cast iron exhaust headers looking nice under your hood: black stove polish.

Black stove polish liquid is designed to restore and preserve cast iron and steel wood stoves and fireplaces. This makes it a suitable option for your exhaust headers. It is also water soluble and low odor.

It is best to start with a clean, non-rusted surface, so sand blasting is recommended. Then just brush or wipe on the liquid and let dry, preferably in a warm or sunny location.

Another coat or two is suggested. You might also want to give your headers a light scuffing in between coats.

After putting them back on your car, the heat from the engine should help the paint to cure even more. (If your wife will let you, you could even put them in your oven. Response from wife may be unpredictable!)

If you do get a scratch on the paint, (for instance I dropped the wrench on it,) you can touch it up before the cast iron rusts, and it should flow and blend right in.

I chose Imperial brand on Amazon, however there are other brands as well. I personally chose the liquid over the paste brands, so it gives me more options on how to apply the product. This procedure can also work on exhaust pipes as well as the master cylinder, or anything made of cast iron or steel that can get warm enough to dry completely.

Packard at the Richmond AACA Show

There were some great examples of the Packard marque at the Richmond AACA Show. Here are some pictures of the Packards on display.



1937 Packard 1507 V12 Coupe Convertible



1931 Packard 8-45 Rollston Convertible Victoria



1935 Packard



1941 Packard 120 Club Coupe



1952 Packard 300



1956 Packard Caribbean





By Wayne Lee
South Georgia Chapter, SDC

Advice: Get a Battery Disconnect Switch

My Studebaker has only one locking door and it's on the wrong side of the car. It's kind of a pain to have to lock my door, slide across the seat and get out on the passenger side and then lock that door.



Recently, while researching my options for a solution, I discovered a remote battery disconnect switch that comes with two small remotes.

The operation is simple: push the "off button" and the battery is electrically disconnected from the car. Push the "on button" and the battery is re-connected to the car.

The switch I picked is available through Amazon for \$22.98. Click here to see it: <https://tinyurl.com/RemoteBattery-Disconnect>.

It includes the pieces needed to fit batteries with the fat top posts or the small front posts.


Installation on the negative battery post was really straight forward with simple hand tools.

Connecting the red wire to the positive battery post completed the job; all in less than 15 minutes start to finish.

Now I can disconnect the battery with a simple push button and the car cannot be started without the remote.

Isolating the battery and denying anyone the ability to start the engine will give you confidence that whatever vehicle you've installed this switch on will still be right where you left it when you come out of the store.

Studebaker in the Funny Pages



Studebaker Crossword Puzzle


Solution is on page 12

ACROSS:

1. He made wheelbarrows
9. I listen with this
10. My Studebaker
12. He built Tippecanoe Place
13. Route
14. Neither
15. Boston's Big Party
17. Via
18. LTD
21. What you don't want in your Studebaker
22. I need this for my carriage
24. What I want when purchasing my next Studebaker
25. ___ S
26. Rural Route
27. ___ Cruiser
29. Singular tense of be
32. That car that was to save Studebaker
36. Executive Order
38. A measure of the actual amount of air that is moved through an engine vs the engine's cubic capacity.
39. Because
41. Knute
44. Labor's Organization
46. To exist
47. Run away

DOWN:

1. 1 across brother
2. Gas additive
3. Distinctive designation
4. ___ Ed & Wilbur sold Studebakers
5. Singing Bird & Studebaker
6. Acorn
7. Place
8. His Avanti broke records
11. Semi's CD cut in
16. Wile Coyote's brand choice
19. Semi Solid
21. LA Airport
22. Hill _____
23. Emotion when selling my Studebaker
24. Gear
28. Nephew's sister
30. Safe Auto
31. Impersonal verb
32. I drive my Studebaker here
33. I'm on cloud ___ when I'm driving my Studebaker
35. International organization for standardization
37. Alvin's response to Dave
40. Numeral uno
42. Obstetrician
43. Wife's response when you want to by another Studebaker
44. Underwriters Laboratories
45. That is



Classified Ads

Approved Classified Ads are free to all CVC/SDC members and available to non-members for \$5 per ad. Ads will be on the website for 90 days and in one newsletter unless renewed.

For Sale:

ONE (1) New air filter for 289 R-2 V8, \$17.25.



TWO (2) Rebuilt 12-volt generators, \$125.00 each.



ONE (1) Rebuilt Stromberg Model WW 2 barrel carburetor, \$300.00



Contact Jim Jett, (804) 920-2129

EMAIL: jsjett@va.freei.net

Membership

You don't have to own a Studebaker to be a member of the Club. If you do, or are just interested in Studebaker automobiles, we would love to have you as a member. You can join and pay membership dues online or print and mail the membership application. Membership in the Studebaker Drivers Club is required to join the Central Virginia Chapter.

Link to join CVC/SDC:

<http://centralvirginiachapter.org/JoinCVC.html>

Link to join the Studebaker Drivers Club:

<http://www.studebakerdriversclub.com/join.asp>

Studebaker Crossword Puzzle Solution

J	O	H	N	M	O	L	N	A	R		
A		E	A	R		A	U	T	O		B
C	L	E	M			R	T		N	O	R
O		T	E	A		K					E
B	Y			C	O				G		A
		O		M				L	E	A	K
H	O	R	S	E		D	E	A	L		E
O			A		I	R		X		R	R
L	A	N	D			I	S		I		
D		I			A	V	A	N	T	I	
E		E	O		V	E		I		S	O
R	O	C	K	N	E		U	N	I	O	N
	B	E		O		F	L	E	E		E

STUDEBAKER'S NEW 1949 TRUCKS

THE
SUPER LINE
FOR '49

Completely
new
through
and through!



CVC/SDC apparel available

Items displaying the Club logo are available to club members. The Polo Shirts are available in white, navy or black in men's and women's styles. T-shirts are available in white or black in men's and women's styles.

CVC/SDC apparel and other items can be ordered and paid for on the Club website, go to:

<http://centralvirginiachapter.org/MemberStore.html>





Central Virginia Chapter Studebaker Driver Club, Inc.



MEMBERSHIP APPLICATION

NAME: _____

SPOUSE/PARTNER: _____

ADDRESS: _____

CITY: _____ ST: _____ ZIP: _____

TELEPHONE: () - EMAIL: _____

Membership number in Studebaker Driver's Club, Inc. _____. (Found on your membership card).
This is a requirement for local membership.

Annual dues are \$15.00 per person/couple (Both husband and wife are voting members)

Checks should be made payable to **"Central Virginia Chapter SDC"**

Please list the model, year and series name of any Studebaker vehicles you own. (Ownership of a Studebaker is not a requirement for membership)

1) _____

2) _____

3) _____

Please mail with dues to:

George Marshall
Treasurer CVC/SDC
12302 Bailey Oak Pl
Midlothian, VA 23112-6895